



WATERWORKS HENRY GOOSENECK THREE HOLE DECK MOUNTED LAVATORY FAUCET - COIN EDGE CYLINDERS AND METAL LEVER HANDLES



TECHNICAL DETAILS

Adjustable versus Fixed Spray: Fixed Spray
 Deck Thickness Maximum: 1 5/8"
 Deck Thickness Minimum: 3/16"
 Drain Depth Maximum: 2 5/8"
 Drain Hole Diameter: 1 3/4"
 Escutcheon Primary Material: Brass
 Fittings Hole Diameter: 1 1/4"
 Flow Restriction Options: 1.0, 1.2, 1.5, 1.75, 2.2
 Handle Spread Maximum: 12"
 Handle Spread Minimum: 8"
 Handle Turn Angle: Quarter Turn
 Depth / Width: 7 13/16"
 Drain Depth Minimum: 3/8"
 Height: 9"
 Inlet Connection Size: 1/2"
 Inlet Connection Type: Male with Supply Nut
 Inlet Supply Spread Maximum: 12"
 Inlet Supply Spread Minimum: 8"
 Installation Type: Deck Mounted
 Integrated Diverter: N
 Integrated Spray: N
 Number of Handles: Two
 Number of Holes: Three Hole
 Primary Material: Brass
 Spout Swivel: N
 Spray Included in Unit: N
 Suggested Application: Bath
 Valve Material: Ceramic
 Water Pressure Maximum: 85.0 psi
 Water Pressure Minimum: 20.0 psi
 Water Pressure Recommended: 45.0 psi

INSPIRATION

Influenced by the connection of industry and art Henry easily transitions between modern, traditional, utilitarian and classic settings.

CODES & STANDARDS

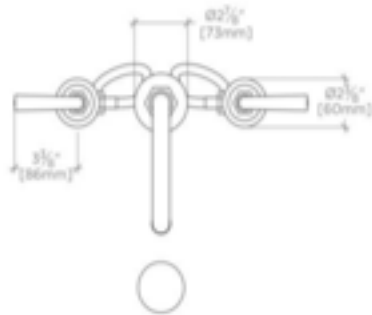
Code # HNLS33X: Complies with ASME A112.18.1/CSA B125.1, ASME A112.18.2 / CSA B125.2, NSF, CEC 61, ADA and 0.25% Weighted Average Lead Content. Certified with IAPMO, cUPC, NSF, CEC and State of MA.

PRODUCT FEATURES

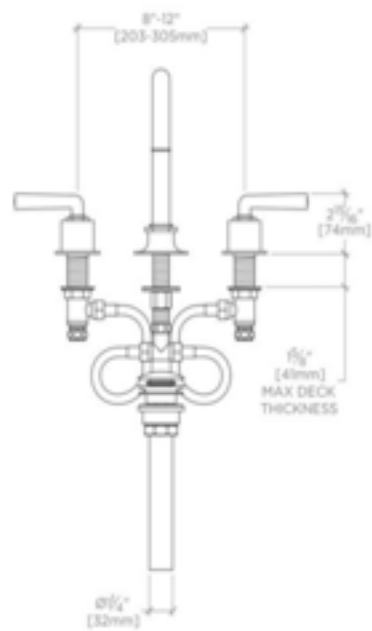
The textured Coin Edge was inspired by mechanical gears of the industrial age. The manufacturing process encompasses casting, turning, forging, hand-fitting and hand polishing. Standard flow rate is 2.2gpm (8.3 L/min) and State of California requires 1.2gpm(4.5 L/min). Also available in other flow options. Contact a sales associate for details.



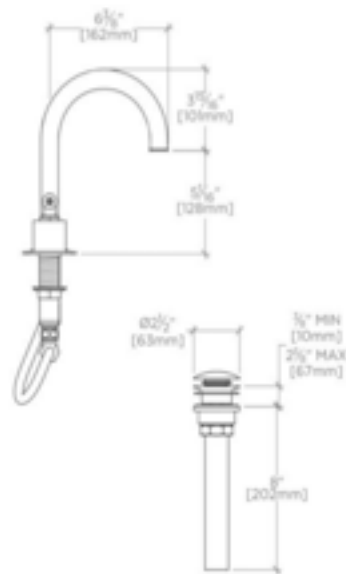
WATERWORKS HENRY GOOSENECK THREE HOLE DECK MOUNTED LAVATORY FAUCET - COIN EDGE CYLINDERS AND METAL LEVER HANDLES



TOP VIEW SCALE: 3/4"=1'-0"



FRONT VIEW SCALE: 3/4"=1'-0"



SIDE VIEW SCALE: 3/4"=1'-0"